

# PSU International Dormitory Reservation

## Academic Year 1/2019

---

Regarding the dormitories allocation, International students will be accommodated in the dormitories number 10 (Female) and number 11 (Male) on the 15<sup>th</sup> floor, totaling 64 rooms, the procedures for reservation are specified as follows:

### 1. Dormitory Reservation and Payment period

1.1 The current residents who would like to continue reserving their actual room

Reservation Date: 5 - 10 July 2019 (closing time at 3 pm.)

Payment Date: 11 - 16 July 2019

1.2 The new residents

Reservation Date: 12 - 17 July 2019 (closing time at 3 pm.)

Payment Date: 18 - 22 July 2019

### 2. Dormitory procedures for reservation and payment

2.1 Make the reservation through online booking at <https://dorm.psu.ac.th>

\*Note: Find the procedures as the attached file

2.2 Payment procedures:

2.1.1 Make a payment and receive the bill at <https://sis.psu.ac.th>

2.1.2 For the student who staying abroad, you can make a payment via PSU International Dormitory account as following details:

#### Details for Payment (For the students who stay abroad)

Account No.: 565-478681-2

Account Name: PSU International Dormitory

Beneficiary's Bank: The Siam Commercial Bank PCL

Branch: Prince of Songkla University Branch

Bank Address: 15 Karnjanavanich Road, Hat Yai, Songkhla Thailand 90110

SWIFF Code/Bank Code: SICOTHBK

\*Note: Find the procedures as the attached file

### 3. Dormitory fees and details

Detail	PSU International Dormitory Academic Year 1/2019	
Room Types	<b>Fan room</b> Dorm 10 (female) 31 room Dorm 11 (male) 31 room	<b>Air conditioner</b> Dorm 10 (female) 1 room Dorm 11 (male) 1 room
Person (s)	2 Person	2 Person
Rental (Person/semester)	11,000 Baht	15,500 Baht
Deposit (Return after checking out)	1,500 Baht	1,500 Baht
<b>Total</b>	<b><u>12,500 Baht</u></b>	<b><u>17,000 Baht</u></b>
Facilities	Bed Sheet and Fan	
Period of stay	5 August 2019 - 31 December 2019	

### 4. Check-In Procedure

New resident students could check-in on 5<sup>th</sup> August 2019, please submit and show bill payments and copy of passport at the dormitory office 10 - 11.

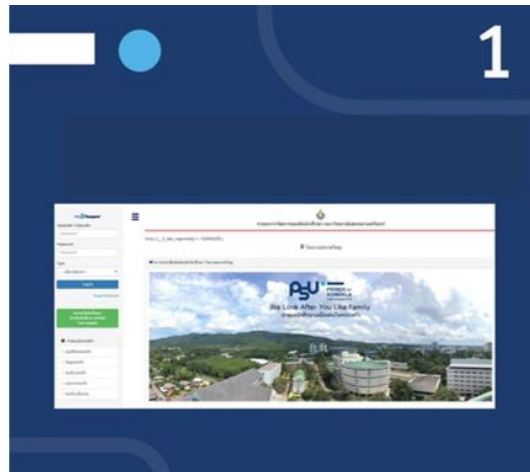
### 5. Contact

For more information, please contact the “International Student Office” on the ground floor, President’s Office Building, tel. 074-282968, email: [psuinterdorm@gmail.com](mailto:psuinterdorm@gmail.com)

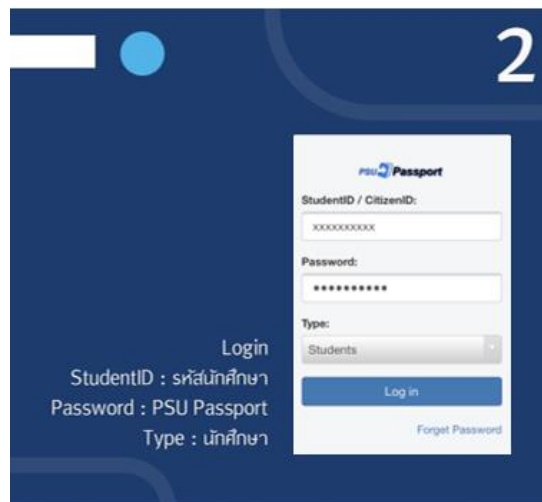
\*\*\*\*\*

# Dormitory Reservation

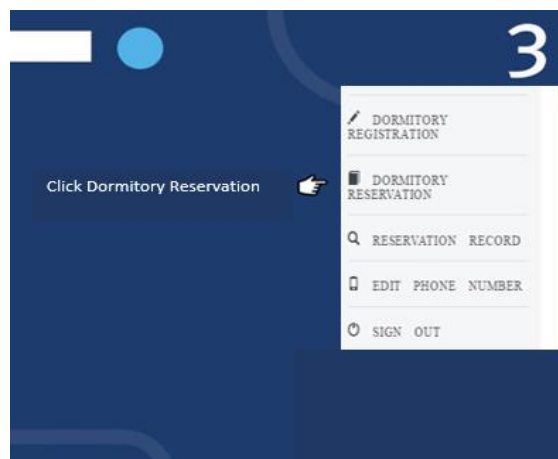
1. Access to website (https://dorm.psu.ac.th)



2. Login with PSU Passport



3. Click on the 'Dormitory Reservation'



4. Fill your correct phone number

**Note:** In case the dormitory has an emergency call but cannot contact to the student, the dormitory will not be responsible for any cases.

4

Phone Number

<< Back

Edit Phone Number

XXXXXXXXXX

Confirm

© Prince of Songkla University. ระบบการจัดการหอพัก นักศึกษา มหาวิทยาลัยสงขลานครินทร์

5. Select the Dormitory 10 (Female) or Dormitory 11 (Male), and select room number.

5

The student's name is listed in the reservation group \_\_\_\_\_ academic year \_\_\_\_\_ Period of reservation \_\_\_\_\_

Select the dormitory

37

International Dorm10(Female)

Dormitory Reservation  
International Dorm10(Female)

Floor 15

101501 (0/2)	101502 (0/2)
101503 (0/2)	101504 (0/2)
101505 (0/2)	101506 (0/2)
101507 (0/2)	101508 (0/2)
101513 (0/2)	101514 (0/2)
101515 (0/2)	101516 (0/2)
101517 (0/2)	101518 (0/2)
101519 (0/2)	101520 (0/2)
101521 (0/2)	101522 (0/2)
101523 (0/2)	

6. Check your details according to the room number and the dormitory fee.

**Note:** Please do not close the page before your reservation complete.

6

Students are able to reserve the dormitory through the system only one time. If student need to change the room, contact committee.

Do you want to booking room 101501 International Dorm10(Female) dormitory fee + deposit fee 13000 Baht

Cancel OK

Accept terms

Floor: 101501 International Dorm10(Female) dormitory fee + deposit fee 13,000 Baht

Confirm booking room 101501

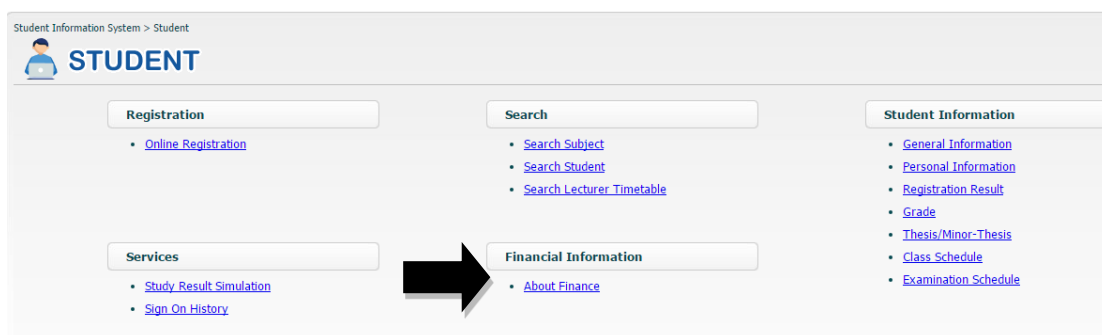
\* Please do not close the window until the system shows up the results of the reservation successfully

## Dormitory Payment Procedures

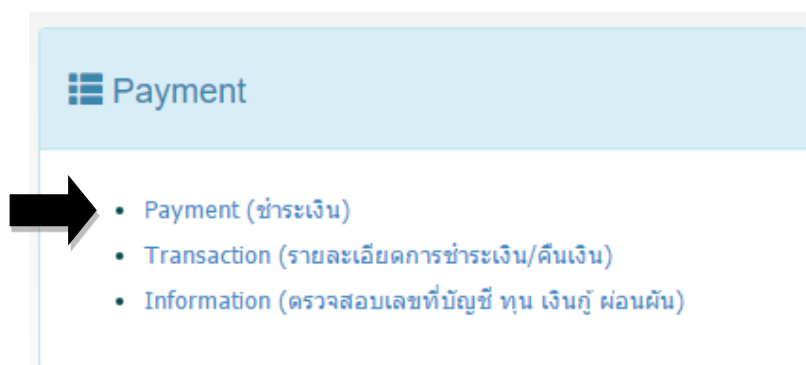
1. Access to website (<http://sis.psu.ac.th>) and Sign in with PSU passport to print bill payment.



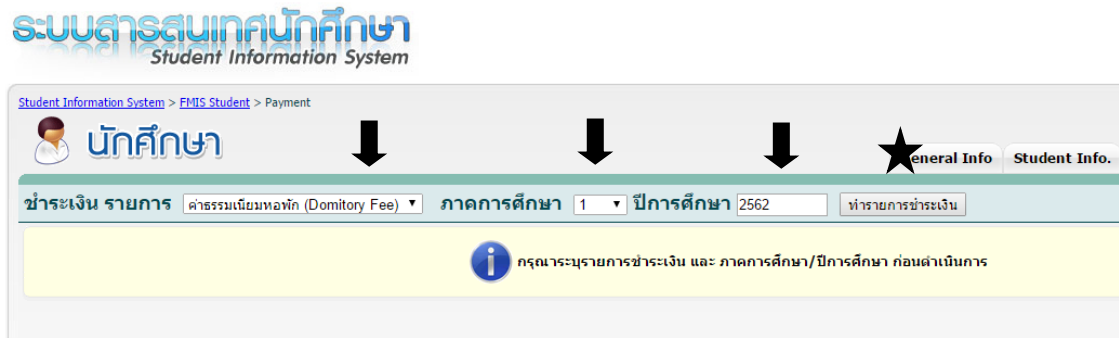
2. Click on the 'Financial Information' button.



3. Click on the 'Payment'



4. Click on the 'Dormitory fees' button.



Please select following details ONLY!, as we usually found the students make mistake in this step\*\*

Select: 1. Dormitory Fee

2. Semester: 1

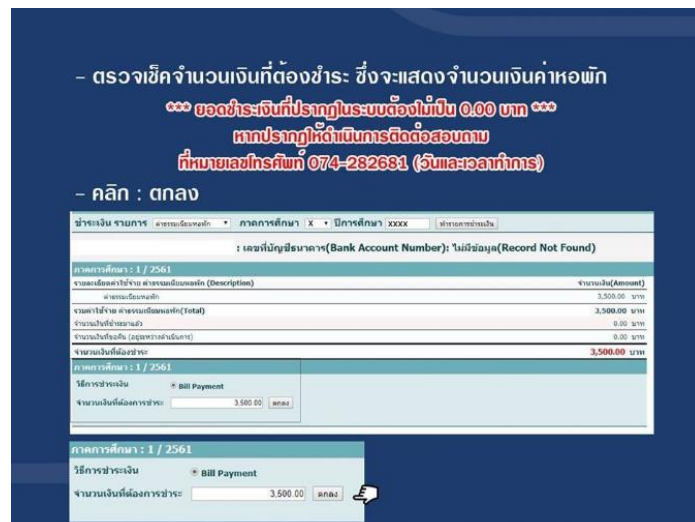
3. Academic Year: 2562

Click on the 'Bill payment' button (ทำรายการชำระเงิน) ★

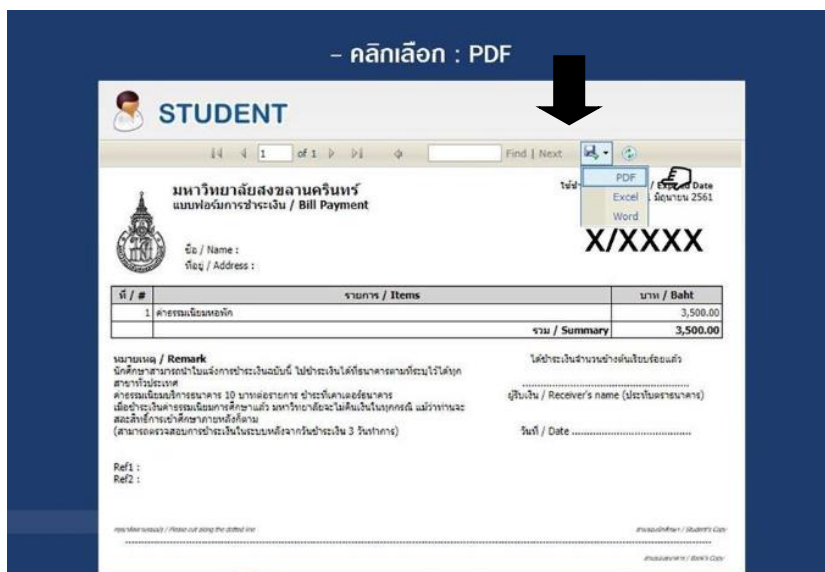
5. Check the cost of bill payment.

If any problems, please contact to telephone number 074-282968 (office time)

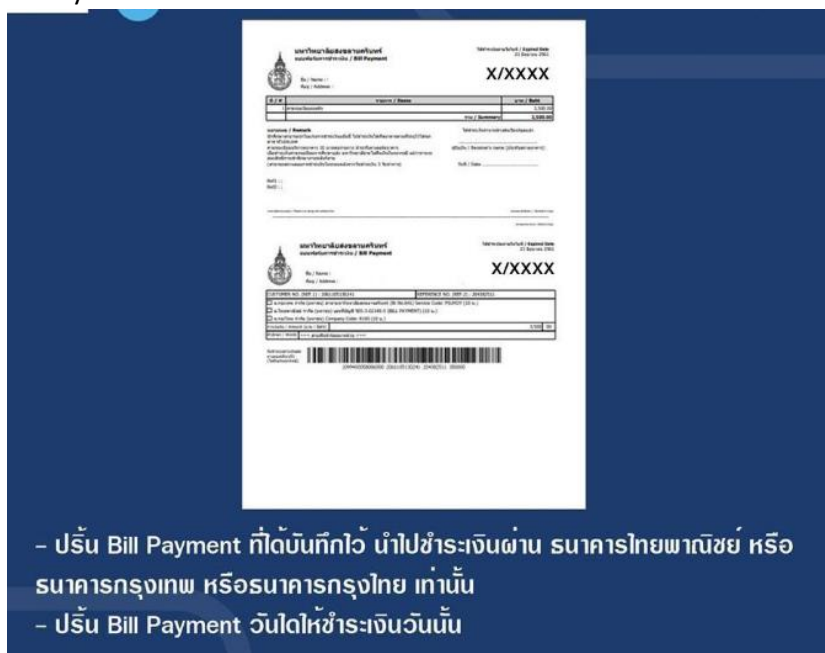
Simply click on the 'Accept' button.



6. Select PDF



7. Print out the bill payment and pay at Siam Commercial bank or Bangkok bank or Krungthai bank only.



8. The current residents to confirm, please submit the bill payment and two copies of passport at the “International Student Office” on the ground floor, President Office Building.

- For the new residents please submit the bill payment and a copy of passport to dormitory office 10-11 for check-in and receive the key before 4pm. To confirm the payment, submit the payment the “International Student Office” on the ground floor, President office Building.